



FT-1 Switch Configurator

www.ft1switch.com

Questions? Call the help line:
1-800-222-1946

Build an FT-1 Switch



1 Select Base: Stand Alone FT-1 FT-19R Replacement FT-1 Front Connected FT-1F FT-14

Letters = Pole Positions
Numbers = Rear Terminals

2 Select Options:

Cover:
 Black Cover
 Clear Cover

Terminals:
 Screw Terms.
 Stud Terms

Depth:
 Standard
 Extended (10")

3 Select Poles: All [X] [X] [X] [X] [X] [X] [X] [X] [X] [X] [X] [X]

4 Select Handles: [Non] [Non] [Non] [Non] [Non] [Non] [Non] [Non] [Non] [Non]

Configure **Reset**

Find Style No. Start Over

As selections are made, this view will update.

Use the drop-down menus to make selections. Use the All menu to change all poles.

Use the Reset button at any time to clear switch configuration.

Use the **Configure** button to review selection and view Style & Code numbers.
 If the selection results in "NOT FOUND, order by Arrangement" the code/style number may not be in the system but may be ordered with no additional cost and with a typical lead time.

4 Select Handles




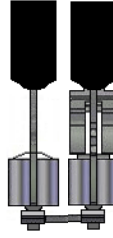





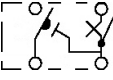


- | | | |
|---|--|--|
| Blk  Black | Pur  Purple | Blu  Blue |
| Red  Red | Grn  Green | Wht  White |
| Bro  Brown | Yel  Yellow | Org  Orange |

1 Select Base

2 Select Options

- Black or Clear cover
- Screw or Stud terminals
- Standard depth or Extended terminals

3 Select Poles

X Empty	P Potential	C Current (Nonshorting)	C-C* Current Shorting	D Test Jack	S Fixed Strap
					
Corresponding schematics:					
					

*Make-before-break, available in C-A, C-B, C-D, C-E, C-S.



FT-1 Switch Configurator

www.ft1switch.com

Questions? Call the help line:
1-800-222-1946

Configured FT-1 Switch



CONFIGURE VIEW

Select Base: Stand Alone FT-1 FT-19R Replacement FT-1 Front Connected FT-1F FT-14

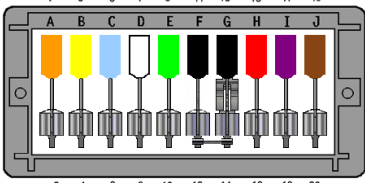
Letters = Pole Positions
Numbers = Rear Terminals

Select Options:

Cover:
 Black Cover
 Clear Cover

Terminals:
 Screw Terms.
 Stud Terms

Depth:
 Standard
 Extended (10")



Front View

Select Poles: All A B C D E F G H I J
P P P P P P P P P P P P P P P P

Select Handles: Ora Yal Blu WHt Grn Blk Red Pur Brn
O/O O/V O/Z O/W O/S O/R O/H

Configure Reset

Find Style No. Start Over

FT-1 Style No: 991A934G01 Code No: 934
Stand Alone Arrangement: 0 Y Z W G C-C T V H No. of Poles: 10
P9 P6 P7 P8 P5 C1-C1 P2 P4 P3 No. of Potentials: 8
Options: Black Cover, Screw Terminals No. of Currents: 2

Data Sheet
Get Data Sheet

SEARCH FT-1
991A934G01 Go
 By Style No. By Code No.

SEARCH FT-14
Go
 By Style No. By Code No.

Pole Descriptions
P Potential
C Current
D Test Jack
S Fixed Strap
X Empty

Configure FT-19R
Product Literature
ABB Test Equipment
AutoCAD Downloads
ABB CONTACT FOR United States of America

Use the Search bars to load a known Style No. or Code No. for FT-1 or FT-14.

Helpful links including a link to configure an FT-19R assembly.

Use the Data Sheet button for a summarized printable view.

SUMMARY VIEW

Type: FT-1

Style No: 991A934G01 Code No: 934

Description: Stand Alone 10 Pole Flexitest Switch

Arrangement: 0 Y Z W G C-C T V H

Tie Bars: NONE

Terminals: Screw Terminals

Terminal Depth: Standard Depth

Cover: Black

No. of Poles: 10
No. of Potentials: 8
No. of Currents: 2
In-Service Test Plug: NONE
Sep-Source Test Plug: 1164046
Single Curr Test Plug: 7B4618G04

Int Schematic: 991A934
Outline Drawing: 129A500

Drawings Print

POLE POSITIONS: A B C D E F G H I J
SWITCH ARRANGEMENT: O Y Z W G C-C T V H
INTERNAL SCHEMATIC: [Diagram showing internal wiring connections between poles and terminals]

TERMINAL NO.s (REAR OF SW):
1 3 5 7 9 11 13 15 17 19
2 4 6 8 10 12 14 16 18 20

Front View

Available test plugs that match the style no. are listed here.

Use the Print button to obtain a hardcopy print-out of the page.

Key terms

Style No. - Part number or catalog number used as a unique identifier.

Code No. - An identifier for FT-1 switch's electrical representation. It also includes color information and is used primarily with FT-19R switch assemblies.

Arrangement - Representation used to identify each pole according to function. The arrangement is also necessary for an order request that does not have a style number (in other words, when "NOT FOUND, order by Arrangement" appears as the Style No.)

Ordering Tips

Usually the Style No. is all that is needed for ordering, however, if a Style No. is not found then please do the following:

- Confirm that you are on the SUMMARY VIEW.
- Capture the SUMMARY VIEW screen by pressing the [Alt] key + [Print Screen] key on the keyboard.
- This will allow you to paste the copied window into a word processing tool such as Microsoft Word and retain all the necessary information.
- From there, simply email the document to the appropriate ABB sales contact.